











Visual Work Instructions

Truck Check for Readiness

Date: 4/4/2020	Checking Truck before Fixing Potholes	 Check	 Work Content	 Verify	 Safety
Jim Smith Author	Procedure for checking Asphalt Truck before start up				


	Check the oil level	Cycle
		25 sec
		

	Check the water level in the radiator	Cycle
		35 sec
		

	Check the slack adjuster for excess clearance on bar	Cycle
		20 sec
		

	Check the air level on the air brakes (on dashboard)	Cycle
		45 sec
		

	Check levels of all gages for proper operation	Cycle
		60 sec
		

	Check the power steering fluid	Cycle
		35 sec
