



Visual Work Instructions


Dress Truck Housings


WI- 0333	Rev: #3	 Check  Work Content  Verify  Safety
Date: 01-11-10	How to dress a truck housing	


	Check HOUSING TAGS for SERIAL NUMBER	Cycle
		60 sec





	Check SPINDLES for SCRATCHES and BURRS (if present contact QA)	Cycle
		30 sec





	Move RACK with HOUSINGS into work area using FORKLIFT	Cycle
		300 sec





	Remove SHAFT from inside HOUSING	Cycle
		150 sec



	Clean off SPINDLE	Cycle
		90 sec



	Set BRAKE on AXLE using HOIST	Cycle
		90 sec



Visual Work Instructions

Dress Truck Housings

WI- 0333	Rev: #3	 Check  Work Content  Verify  Safety
Date: 01-11-10	How to dress a truck housing	

	Note: Make sure BRAKE does not come into contact with SPINDLE	Cycle
		20 sec
		

Visual Work Instructions

Dress Truck Housings

WI- 0333	Rev: #3	 Check  Work Content  Verify  Safety
Date: 01-11-10	How to dress a truck housing	

8	Install SCREWS, WASHERS, and NUTS (hand tighten)	Cycle
		360 sec

